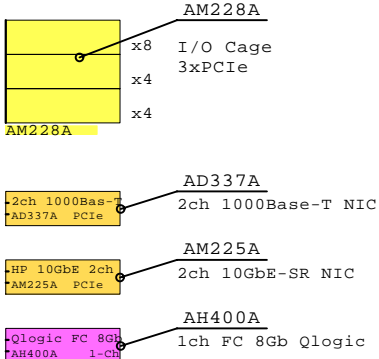
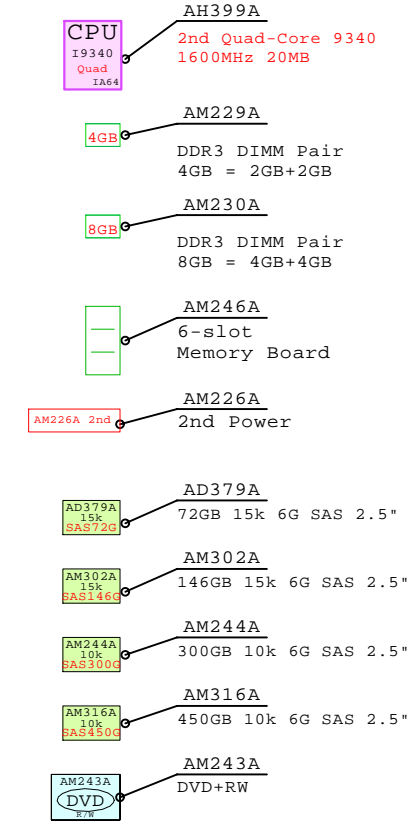


HP rx2800 i2  
Itanium 9340

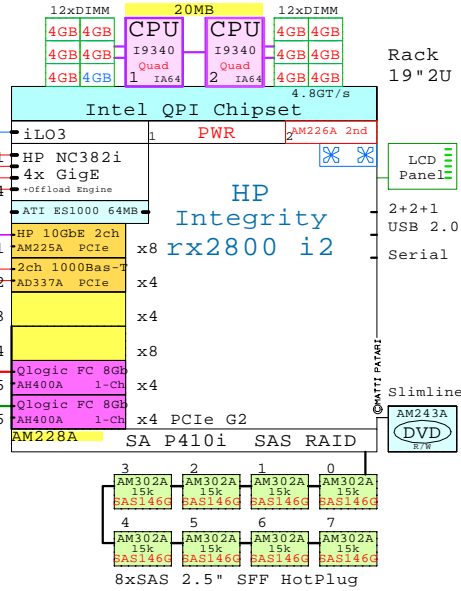
Internal Options:



AM227A Rack Kit rx2800i2

Two Sockets, 2U  
Example Configuration  
IA64

Intel Itanium 9340 IA64  
1600MHz 2P Quad-C



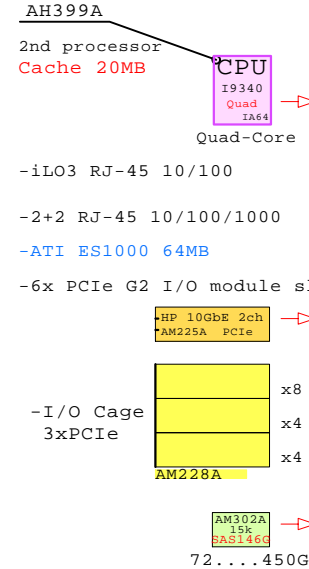
2x 8Gb Fibre Channel to external storage

Parts list for the 2P Quad-Core HP rx2800 i2 system above

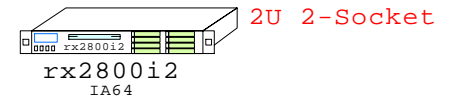
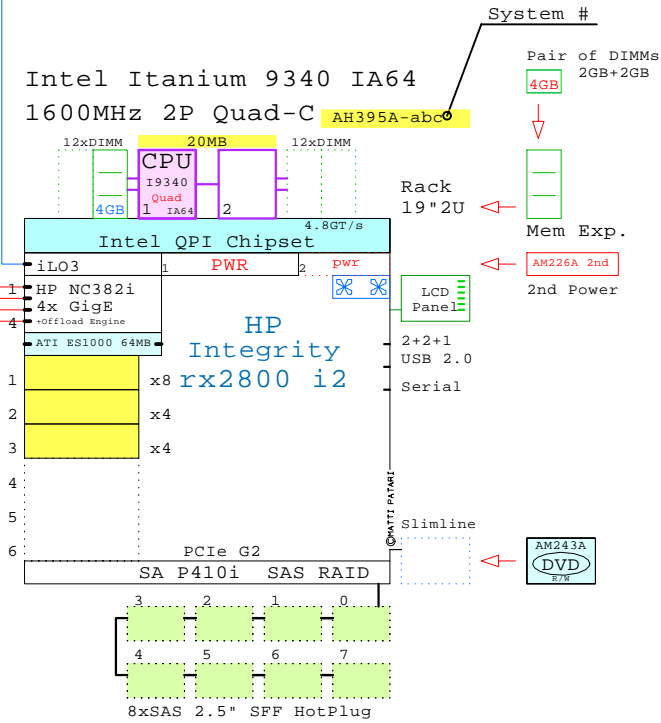
Part Number	Qty	Description
AD337A	1	HP PCIe 2-port 1000Base-T NIC
AH395A-ABC	1	HP rx2800i2 2P QC 1600MHz-20MB 4GB No di
AH399A	1	Itanium 4C I9340-20MB 1.66GHz for rx2800
AH400A	2	HP 1-ch 8Gb FC HBA Qlogic
AM225A	1	HP Integrity 10GbE-SR 2ch PCIe NIC
AM226A	1	rx2800 i2 second power supply WW
AM228A	1	I/O cage 3PCIe slots for rx2800i2
AM229A	11	HP rx2800 i2 4GB(2x2GB)memory kit
AM243A	1	DVD-ROM read-write rx2800i2
AM246A	3	HP rx2800 i2 6-slot Memory Exp Board
AM302A	8	HP 146GB SAS 15000r disk 2.5" rx2800

HP rx2800 i2 2P/2U

Tukwila Itanium 9340  
1600MHz Quad-Core



Link to this document: <http://goldeneggs.spyderbyte.com/geggs/GERx2800a.pdf>



HP-UX  
OpenVMS v8.4  
Linux and Windows

IA64 Golden Eggs home:  
<http://goldeneggs.spyderbyte.com/>

x86-64 Golden Eggs Home:  
<http://www.goldeneggs.fi>

© 2011 Matti Patari, All rights reserved.

GOLDEN EGGS Visuals™ Helsinki	23-Feb-2011	GERx2800a Matti.Patari@Kolumbus.Fi
-------------------------------	-------------	---------------------------------------

HP Integrity rx2800 i2 Server  
GOLDEN EGGS Visuals, Helsinki

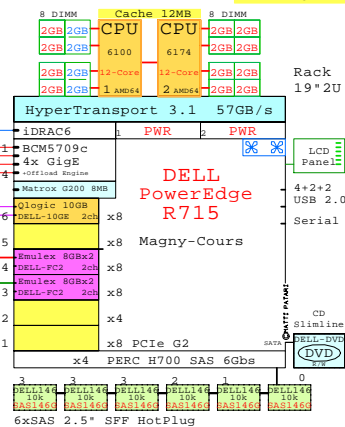
# Welcome to Golden Eggs Visual Configurations

<http://www.goldeneggs.fi>

This picture is a comparison chart for: DELL, IBM, HP, FUJITSU and SUN 2-socket x86-64 servers.  
A picture is worth of one thousand words. It talks all Global languages.

AMD Optreron 6174 x86-64

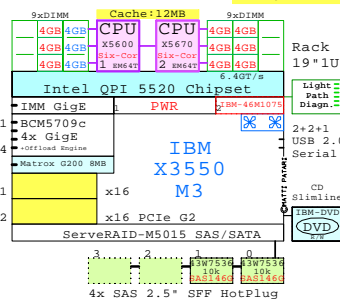
2200MHz 2P 12-Cor DELL-R715-Axx



2x 8Gb Fibre Channel to external storage


Intel Xeon X5670 x86-64

2930MHz 2P-Six-C IBM-7944-M2x



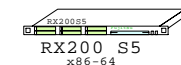
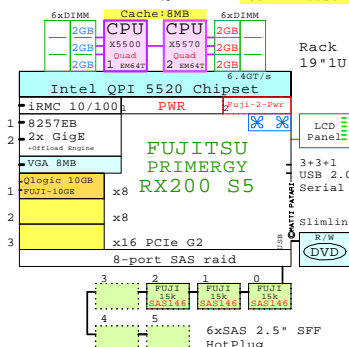
AMD Optreron 6172 x86-64

2100MHz 2P 12-Cor 573088-421 EU



Intel Xeon X5570 x86-64

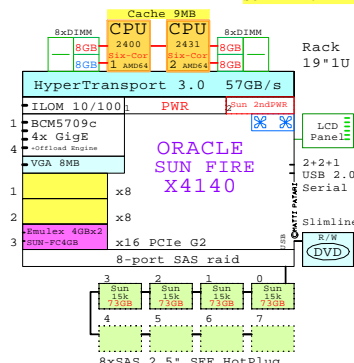
2930MHz 2P-Quad FUJITSU-RX200S5A



RX200 S5 x86-64

AMD Optreron 2431 x86-64

2400MHz 2P Six-C SUN-X4140-B



SunFire X4140 x86-64

## Golden Eggs history:

It all started late 80's when I was a local Sales technical support at Digital Equipment Corporation Helsinki office. I did have numerous configuration diagrams in my personal paper notebook. This booklet was my daily hand tool to quickly sort out complicated HW configuration. This booklet was photo copied numerous times for our Sales personal, Partners and End-Customers. Then came splendid VAXstations and AutoCAD software available. I pushed the picture arsenal through the screen and the material was distributed in PostScript files in DECnet. The work was available in printable files in all DEC locations. When Internet was invented, Golden Eggs found its delivery to all Customers who needed simple, technical guide books.

Old Golden Eggs outlets are still available at:

- ➔ <http://h18000.www1.hp.com/info/GECPQA/> DEC/Compaq: VAX, Alpha, Storage and ProLiant servers
  - ➔ <http://www.openvms.org/pages.php?page=GoldenEggs> OpenVMS.org: Alpha, Storage, ProLiant and Integrity servers
- This is the present x86 server Golden Eggs Hatchery.
- ➔ <http://www.goldeneggs.fi>

Why ?? Golden Eggs ??

I think that a good service must have a good name. These pictures are real Golden Pieces for system builders.

I wish you nice reading and good x86 system planning sessions.  
[Matti.Patari@Kolumbus.Fi](mailto:Matti.Patari@Kolumbus.Fi) Helsinki, Finland

Your comments, improvements, etc are always welcome.

© 2010 Matti Patari, All rights reserved.

GOLDEN EGGS Visuals™ Helsinki	03-Jul-2010	GE-Welcomel Matti.Patari@Kolumbus.Fi
-------------------------------	-------------	-----------------------------------------

Welcome to Visual Configurations  
GOLDEN EGGS Visuals, Helsinki